


KNOW THE RISKS

KNOW YOUR RIGHTS



CHILDHOOD VACCINE SCHEDULE



1962

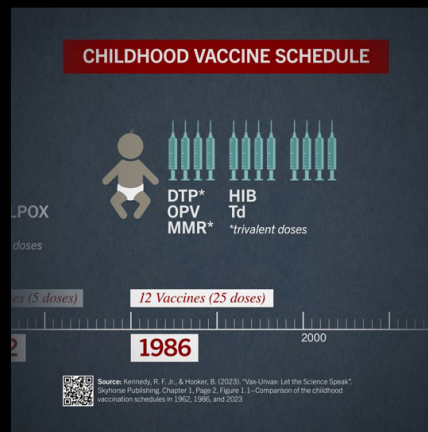
In 1962, the childhood vaccination schedule consisted of 5 vaccines in 3 shots; OPV (Oral Polio Vaccine), Smallpox, and DTP (Diphtheria-Tetanus-Pertussis) the first trivalent vaccine administered to children.

Kennedy, R. F. Jr., & Hooker, B. (2023). "Vax-Unvax: Let the Science Speak". Skyhorse Publishing. Chapter 1, Page 2, Figure 1.1-Comparison of the childhood vaccination schedules in 1962, 1986, and 2023

1986

By 1986, the schedule had grown to 25 doses of 9 vaccines. This included DTP, OPV, MMR (introduced in 1965), the HIB, and Td vaccines. With multiple trivalent vaccines now on the market, children could receive 6 vaccines in just two injections. Compliance was up, but there were many cases of injury and vaccine manufacturers were paying out millions to compensate injured recipients. They successfully lobbied Congress to reduce their liability.

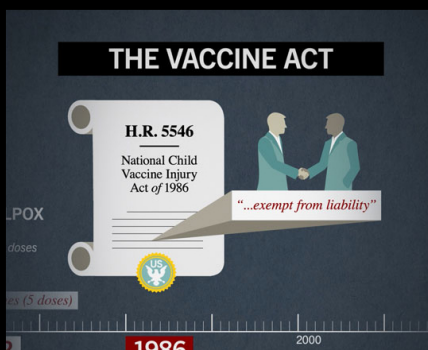
Kennedy, R. F. Jr., & Hooker, B. (2023). "Vax-Unvax: Let the Science Speak". Skyhorse Publishing. Chapter 1, Page 2, Figure 1.1-Comparison of the childhood vaccination schedules in 1962, 1986, and 2023



The Vaccine Act of 1986

The National Childhood Vaccine Injury Act (NCVIA) of 1986 (42 U.S.C. §§ 300aa-1 to 300aa-34) was signed into law by United States President Ronald Reagan as part of a larger health bill on November 14, 1986. NCVIA's purpose included the elimination the potential financial liability of vaccine manufacturers due to vaccine injury claims, and to provide cost-effective arbitration for vaccine injury claims in a no-fault compensation system.

Image Information Source: House Bill 5546



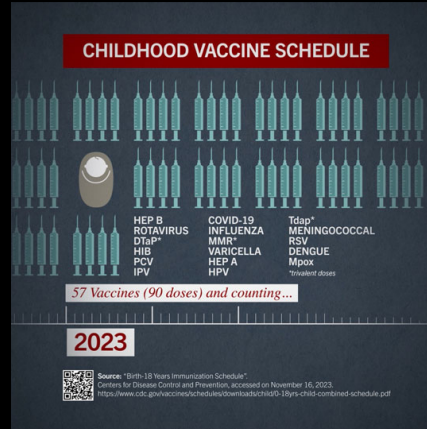


Source: National Childhood Vaccine Injury Act of 1986 (H.R. 5540), sponsored by Rep. Henry A. Waxman (D-CA-24), 99th Congress (1985-1986). <https://www.congress.gov/bills/99th/congress-house-bills/5546>

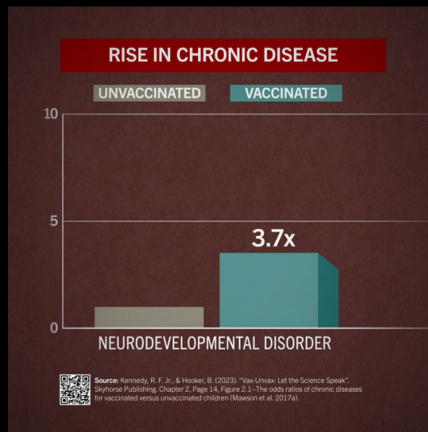
2023

In 2023, according to the CDC, children will receive 57 shots of 90 vaccines by 18 years of age. This schedule now includes Hepatitis B vaccine (for a sexually transmitted disease) given at birth, the MMRII (out of specification) and now the highly controversial COVID 'vaccine'.

Image Information Source: CDC Vaccine Schedule Skyhorse Publishing, Chapter 1, Page 2, Figure 1.1-Comparison of the childhood vaccination schedules in 1962, 1986, and 2023.



THE RISE IN CHRONIC DISEASE



NEURODEVELOPMENTAL DISORDER

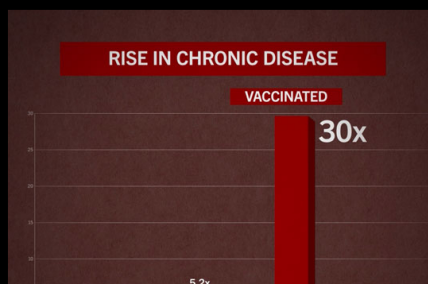
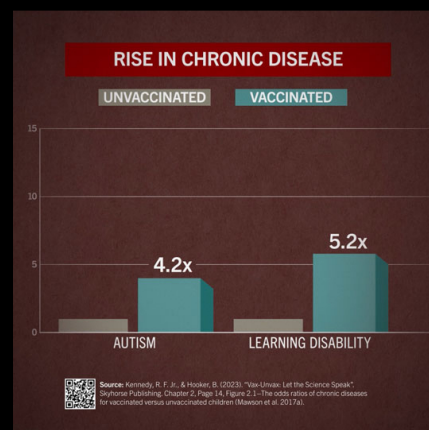
According to the literature cited in the 2023 book by Robert F. Kennedy Jr. & Brian Hooker "Vax-Unvax: Let The Science Speak", there is a direct correlation between the rise of childhood chronic disease and the intensity of the vaccine program. In this image, we can see that vaccinated children are 3.7x more likely to develop some sort of neurodevelopmental disorder compared with unvaccinated children.

Kennedy, R. F. Jr., & Hooker, B. (2023). "Vax-Unvax: Let the Science Speak". Skyhorse Publishing, Chapter 2, Page 14, Figure 2.1-The Odds Ratios of chronic diseases for Vaccinated vs. Unvaccinated Children.

AUTISM & LEARNING DISABILITY

Autism rates continue to skyrocket in the United States and around the world. From 1 in 10,000 in the 1980's to 1 in 36 in 2023. As we portray here in the image to the right, we can see that the rate of autism is 4.2x higher in vaccinated versus unvaccinated children.


Image Information Source: Kennedy, R. F. Jr., & Hooker, B. (2023). "Vax-Unvax: Let the Science Speak". Skyhorse Publishing, Chapter 2, Page 14, Figure 2.1-The Odds Ratios of chronic diseases for Vaccinated vs. Unvaccinated Children.



ALLERGIES

One of the most concerning depictions here is the fact that children who have been vaccinated have a 30x higher rate of Allergic Rhinitis also known as Hay fever. These statistics are all significant.

Image Information Source: Kennedy, R. F. Jr., & Hooker, B. (2023). "Vax-Unvax: Let the Science Speak". Skyhorse Publishing, Chapter 2, Page 14, Figure 2.1-The Odds Ratios of chronic diseases for Vaccinated vs. Unvaccinated Children.

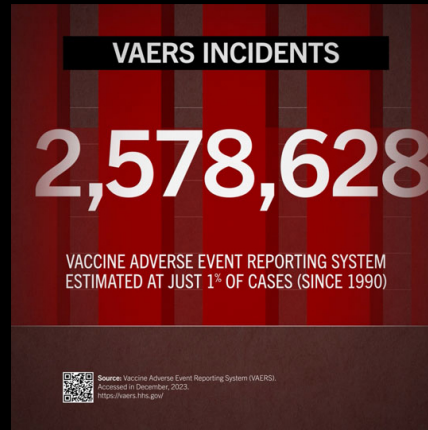


VAERS INCIDENTS


VAERS (Vaccine Adverse Event Reporting System) is unfortunately one of the only ways to report a patient's injury due to a vaccine. This ticker in the image to the right continues to grow every single day. It is reported that just 1% of injuries are even reported, meaning that this number could be 100x higher than what's been reported thus far.

Image Information Source: Vaccine Adverse Event Reporting System (VAERS). Accessed in December, 2023.

VAERS



NATIONAL VACCINE INJURY COMPENSATION PROGRAM



VACCINE INJURY

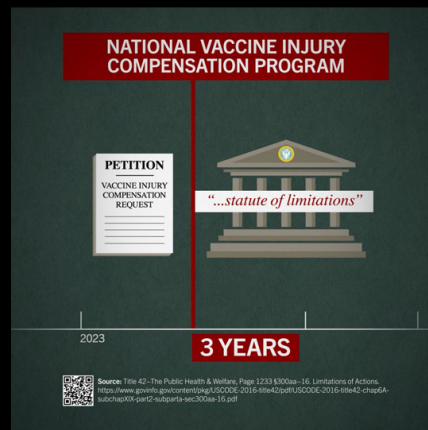
Vaccine injury is something that is greatly underreported. Injuries sustained in testing MUST be placed on the product's information sheet. These include but are not limited to; headache, dizziness, febrile convulsions, anaphylaxis and anaphylactoid reactions, arthritis, thrombocytopenia, encephalitis and encephalopathy.

Image Information Source: Health Resources & Services Administration (HRSA). National Vaccine Injury Compensation Program (NVICP).

STATUTE OF LIMITATIONS

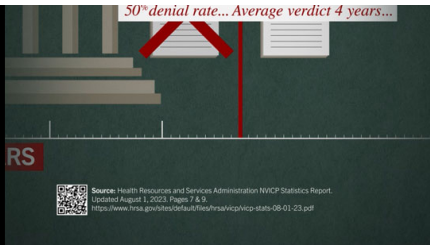
According to Title 42-The Public Health & Welfare, Page 1233 §300aa-16. Limitations of Actions, there is a three-year statute of limitations on a request for compensation. This means that you only have three years to file a request. The fact of the matter is that most people do not know their child has a developmental disorder until around age 3-4, delaying diagnosis and limiting the opportunity to file for compensation.

Image Information Source: Title 42-The Public Health & Welfare, Page 1233 §300aa-16. Limitations of Actions.



DENIAL RATE & AVERAGE VERDICT

Not only is there a statute of limitations of three years, but just over 50% of the cases are denied during the review process. Of the remaining 50%, the ones that are actually approved have an average verdict wait of 4 years. This makes it extremely difficult



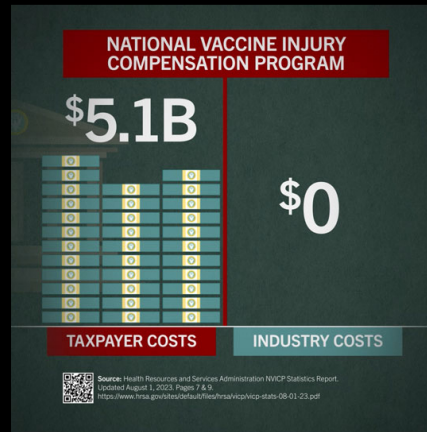
for families who are caring for loved ones who have severe disabilities.

Image Information Source: Health Resources and Services Administration NVICP Statistics Report. Updated August 1, 2023. Pages 7 & 9.

THE COST IS ON THE TAXPAYER

Because the manufacturers are not held liable for the claims against them (due to the Vaccine Act of 1986), the burden falls on the taxpayer. That's right, YOU. The taxpayers in the United States alone have paid out over 5 BILLION dollars since 1990 and this continues to grow.

Image Information Source: Health Resources and Services Administration NVICP Statistics Report. Updated August 1, 2023. Pages 7 & 9.



Get Informed about

THE CASE

7 FATHOM FILMS PRESENTS IN ASSOCIATION WITH YOW MEDIA A FILM BY ANDY WAKEFIELD "PROTOCOL 7"
RACHEL WHITTLE MATTHEW MARSDEN ERIC ROBERTS ORIGINAL SCORE BY WILL TAYLOR CASTING DIRECTOR MICHAEL DRUCK, C.S.A.
PRODUCTION DESIGNER BILL SWANO CINEMATOGRAPHER JORDAN BOGART EXECUTIVE PRODUCERS MARCEL JAHNKE ANDY WAKEFIELD
PRODUCERS JOEY VASATKA BRIAN WENDEL STORY BY ANDY WAKEFIELD SCREEN WRITERS ANDY WAKEFIELD TERRY ROSSIO DIRECTED BY ANDY WAKEFIELD

Protocol7.movie



www.filmratings.com ★ www.motionpictures.org